

PINELLAS COUNTY SHERIFF'S OFFICE

ACISS CRIME SCENE SUPL. FOR A.O.A. Report

Report Number: CW07-3872

Report Date: 02/17/2007

Primary Information

Report Number: CW07-3872
Report Date: 02/17/2007
Type Of Report: CRIME SCENE SUPL. FOR A.O.A.
Description: DEATH INVESTIGATION - SCENE
Dissemination Code: UNCLASSIFIED
Reporting LEO: MCCABE, JENNIFER FS-SPEC (55830 / FORENSIC SCIENCE - EVES / PINELLAS COUNTY SHERIFF'S OFFICE)
Approval Status: Approved
Approved Date: 02/18/2007
Approved By: WOLD, TONYA N ASST-SUPV (53718 / FORENSIC SCIENCE - EVES / PINELLAS COUNTY SHERIFF'S OFFICE)

Response Information

Time Call Received: 02/17/2007 00:21
Time Arrived: 02/17/2007 00:40
Time Completed: 02/17/2007 04:00
Weather Upon Arrival: COLD/DAMP
Work Status: Will Follow-up
Call Received By: CAD
Investigator: YUEN, JONATHON K CWPD-OFCR (CW7346 / CW - TEAM L / CLEARWATER POLICE DEPARTMENT)
Investigator Status: At Scene

Latent Information

Processing Status: Y
Explanation 1: NOTES USING NINHYDRIN
Explanation 2: RESULTS PENDING

Photograph Information

Photographs Taken: 72
Exterior: Y
Interior: Y
General Area: Y
Victim Injuries: Y
Weapons: Y
Other: NOTES, BOOKS
Number of Cameras: 1

Address #1 - OCCURRED/DISPATCHED #1 - 423 CLEVELAND ST

Primary Information - 423 CLEVELAND ST

Address: 423 CLEVELAND ST #4, CLEARWATER, Florida, UNITED STATES
Contract City: CLEARWATER

This report is property of PINELLAS COUNTY SHERIFF'S OFFICE. Neither it nor its contents may be disseminated to unauthorized personnel.

PINELLAS COUNTY SHERIFF'S OFFICE

ACISS CRIME SCENE SUPL FOR A.O.A Report

Report Number: CW07-3872

Report Date: 02/17/2007

Primary Information - 423 CLEVELAND ST - Continued

Grid: 286

Subject #1 - DECEASED #1 - BRENNAN, KYLE T

Primary Information - BRENNAN, KYLE T (DECEASED)

Race: WHITE
Record Type: PERSON
Subject Name: BRENNAN, KYLE T
Sex: MALE
Birth Date: 04/02/1986
Age: 20 YEARS
Juvenile: NO

Related Addresses - BRENNAN, KYLE T (DECEASED)

Address	Relationship
423 CLEVELAND ST #4, CLEARWATER, Florida , UNITED STATES	HOME ADDRESS

Collection of Evidence

Other: YES

Narrative

Weapon: Taurus 357 Magnum

I was dispatched to the above listed location in reference to a death investigation. Upon arrival I observed the occurred to be on the third floor of the occurred in apartment #4. The victim was located in the south west bedroom. His head was located in a laundry basket which was along the east wall of the bedroom. He was partially on his left side leaning toward his stomach. The gun was located under his right arm. The victim had on khaki shorts, a white striped shirt with a gray long sleeved shirt underneath. The only visible injury at this time is a hole in his right temple.

I photographed the above listed areas and items.

Upon arrival of the medical examiner the victim was moved. On his stomach I observed the words "look inside". Inside his left front pocket there was a note with "11:00" written on it and 5 unfired Winchester 357mag bullets. In his right front pocket there was a longer note written on the same paper as the one from his left pocket. I observed a smaller hole on his left temple area. The weapon contained 4 unfired Winchester 357 mag bullets and one casing of the same type. There was possible lividity on his stomach.

I photographed the above listed areas and items.

I then performed a GSR test on the victim.

I collected the following items from the scene....

- * the gun
- * the casing from inside the gun
- * the four unfired rounds from inside the gun
- * the 2 notes
- * the 5 unfired rounds from the victim's pocket

Upon returning to FSD I processed the notes using ninhydrin. I photographed the ammunition and gun. All collected items were then placed into my secure evidence locker.

This report is property of PINELLAS COUNTY SHERIFF'S OFFICE. Neither it nor its contents may be disseminated to unauthorized personnel

PINELLAS COUNTY SHERIFF'S OFFICE

ACISS CRIME SCENE SUPL. FOR A.O.A. Report

Report Number: CW07-3872

Report Date: 02/17/2007

Narrative - Continued

NFA

Invest. hrs. 1.8

Record Status Information

Record Origination Operator: MCCABE, JENNIFER FS-SPEC (55830 / FORENSIC SCIENCE - EVES / PINELLAS COUNTY SHERIFF'S OFFICE)
Record Origination Date: 02/17/2007 19:27
Last Update Operator: WOLD, TONYA N ASST-SUPV (53718 / FORENSIC SCIENCE - EVES / PINELLAS COUNTY SHERIFF'S OFFICE)
Last Update Date: 02/18/2007 18:33

Reporting LEO	Date	Supervisor	Date
MCCABE, JENNIFER FS-SPEC (55830 / FORENSIC SCIENCE - EVES / PINELLAS COUNTY SHERIFF'S OFFICE)		WOLD, TONYA N ASST-SUPV (53718 / FORENSIC SCIENCE - EVES / PINELLAS COUNTY SHERIFF'S OFFICE)	1/8/2008

This report is property of PINELLAS COUNTY SHERIFF'S OFFICE Neither it nor its contents may be disseminated to unauthorized personnel

Suicide
Babbling

Pinellas County Sheriff's Office
ACISS CRIME SCENE SUPL. FOR A.O.A. Report

Report Number: **CW07-3872/1**

Report Date: **02/17/2007**

Primary Information

Report Number: **CW07-3872/1**
Report Date: **02/17/2007**
Type Of Report: **CRIME SCENE SUPL. FOR A.O.A.**
Description: **DEATH INVESTIGATION - F/U LAB**
Dissemination Code: **UNCLASSIFIED**
Reporting LEO: **MCCABE, JENNIFER FS-SPEC (55830 / FORENSIC SCIENCE - EVES / PINELLAS COUNTY SHERIFF'S OFFICE)**
Approval Status: **Approved**
Approved Date: **02/17/2007**
Approved By: **ANDERSON, ANTHONY FS-SUPV (53655 / FORENSIC SCIENCE - EVES / PINELLAS COUNTY SHERIFF'S OFFICE)**

Response Information

Time Call Received: **02/17/2007 18:29**
Time Arrived: **02/17/2007 18:29**
Time Completed: **02/17/2007 19:56**
Weather Upon Arrival: **COLD**
Work Status: **Complete**
Call Received By: **Follow-up**
Investigator: **YUEN, JONATHON K CWPD-OFGR (CW7346 / CLEARWATER POLICE DEPARTMENT)**
Investigator Status: **At Scene**

Latent Information

Processing Status: **Y**
Number Of Lifts: **0**

Photograph Information

Photographs Taken: **0**

Address #1 - DISPATCHED TO #1 - FSD LAB 4801 145TH AVE N

FSD LAB 4801 145TH AVE N - Primary Information

Address: **FSD LAB 4801 145TH AVE N LAB, CLEARWATER, Florida 33762 , UNITED STATES**
District: **Central**
Contract City: **PINELLAS SO**
Grid: **378**
Occurred Squad: **SQ2**
Sector: **S23**

Address #2 - OCCURRED #1 - 423 CLEVELAND ST

423 CLEVELAND ST - Primary Information

Address: **423 CLEVELAND ST #4, CLEARWATER, Florida , UNITED STATES**

This report is property of Pinellas County Sheriff's Office. Neither it or its contents may be disseminated to unauthorized personnel.

Pinellas County Sheriff's Office
ACISS CRIME SCENE SUPL. FOR A.O.A. Report

Report Number: **CW07-3872/1**

Report Date: **02/17/2007**

423 CLEVELAND ST - Primary Information - Continued

Contract City: **CLEARWATER**

Grid: **286**

Subject #1 - DECEASED #1 - BRENNAN, KYLE T

BRENNAN, KYLE T (DECEASED) - Primary Information

Race: **WHITE**
 Record Type: **PERSON**
 Subject Name: **BRENNAN, KYLE T**
 Sex: **MALE**
 Birth Date: **04/02/1986**
 Age: **20 YEARS**
 Juvenile: **NO**

BRENNAN, KYLE T (DECEASED) - Related Addresses

<u>Address</u>	<u>Relationship</u>
423 CLEVELAND ST #4, CLEARWATER, Florida , UNITED STATES	HOME ADDRESS

Narrative

I removed the following collected items from my secure evidence locker.....

- * the gun
- * the casing from inside the gun
- the four unfired rounds from inside the gun
- the 2 notes
- the 5 unfired rounds from the victim's pocket

I checked the notes previously processed using ninhydrin for ridge detail. I observed negative results for ridge detail. The following items were then processed using cyanoacrylate fuming and black and/or magnetic powders. I received negative results for ridge detail. All items were packaged and submitted to PES.

NFA

Invest. hrs. 1.4

Record Status Information

Record Origination Operator: **MCCABE, JENNIFER FS-SPEC (55830 / FORENSIC SCIENCE - EVES / PINELLAS COUNTY SHERIFF'S OFFICE)**
 Record Origination Date: **02/17/2007 22:56**
 Last Update Operator: **ANDERSON, ANTHONY FS-SUPV (53655 / FORENSIC SCIENCE - EVES / PINELLAS COUNTY SHERIFF'S OFFICE)**
 Last Update Date: **02/17/2007 23:10**

Reporting LEO	Date	Supervisor	Date
MCCABE, JENNIFER FS-SPEC (55830 / FORENSIC SCIENCE - EVES / PINELLAS COUNTY SHERIFF'S OFFICE)		ANDERSON, ANTHONY FS-SUPV (53655 / FORENSIC SCIENCE - EVES / PINELLAS COUNTY SHERIFF'S OFFICE)	2/21/2007

COPY

MEDICAL EXAMINER
District Six

Pasco & Pinellas Counties



10900 Ulmerton Road
Largo, FL 33778
727-582-6800
(Fax 727-582-6820)
www.co.pinellas.fl.us/forensics

AUTOPSY REPORT

NAME: Brennan, Kyle T.

CASE NUMBER: 5070210

DATE OF DEATH: Found on February 17, 2007 **AGE:** 20 **SEX:** Male **RACE:** White

INVESTIGATING AGENCY: Clearwater Police Department **AGENCY CASE #:** 07-3872

DATE AND TIME OF AUTOPSY: February 17, 2007 @ 0945 hrs

AUTOPSY FINDINGS:

1. Perforating gunshot wound of head
2. Extensive craniocerebral injuries

CAUSE OF DEATH: Gunshot wound of head

MANNER OF DEATH: Suicide

A handwritten signature in black ink, appearing to read 'Noel A. Palma', written over a horizontal line.

Noel A. Palma, MD
Deputy Chief Medical Examiner
Date Signed: February 17, 2007

EXTERNAL EXAMINATION:

The body was that of a normally developed white male appearing about the recorded age of 20 years. The body measured 72 inches in length and weighed 154 pounds. The body was received clothed (please see separate list). There was extensive head trauma (described below). The head was normocephalic and the scalp hair was light brown, wavy and short. There was short brown facial hair. The eyes had white sclerae, pale conjunctivae, blue- hazel irides and clear corneas. There were no petechial hemorrhages within the palpebral or bulbar conjunctivae. There were no crepitus to palpation over the bridge of the nose. The external nares were unremarkable. The dentition consisted of natural teeth. No lesions of the oral mucosa were identified. The external ears appeared normally developed. There were no masses discernable in the neck. The thorax was symmetrical and unremarkable. The abdomen was flat. The external genitalia were those of a normal adult male. The penis appeared circumcised. The extremities were well -developed. The back showed no significant deformities or other congenital abnormalities. There were no missing digits. Well- healed scars were present on the knees. There were no visible scars on the anterior aspects of the wrists. No obvious intravenous puncture marks were noted on the extremities. Tattoos were present on the right proximal arm/shoulder and pen marks were on the mid-abdomen region ("look inside"). Radiological examination of the head showed no projectiles.

EVIDENCE OF TREATMENT: none.

EVIDENCE OF RECENT INJURY:

GUNSHOT WOUND:

A contact entrance gunshot wound was on the right temporal scalp region, centered at about 3 inches below the top of the head, 1.5 inches above the level of the right ear canal and 1.5 inches anterior to a vertical line passing through the ear canal. This wound consisted of a 1.8x2.0 cm somewhat circular perforation with 1.5-2.5 cm extension tears at the 11 and 5 o'clock position. A small amount of soot was present in the underlying scalp. Ecchymoses were on the bilateral periorbital soft tissue and a laceration was present on the left periorbital soft tissue. Palpable fractures were on the cranium and the right facial bones.

The wound track proceeded from this injury through the right temporal bone (2 cm perforation with internal beveling), the right temporal lobe, the midbrain, the left temporal lobe, the left temporal bone (1.5 cm irregular perforation with external beveling) and ended at a square-rectangular shaped, 1x0.8 cm, exit wound at the left temporal scalp region, centered at about 3 inches below the top of the head. There was tissue fragmentation and infiltrating hemorrhage along the wound track as well as bitemporal subgaleal hemorrhage, partial pulpification of the brain, and extensive skull fractures. The ~5.5 inch wound track was from right to left, slight front to back and straight when the body is viewed in the anatomical position. There was no bullet or part of bullet recovered from the wound track.

INTERNAL EXAMINATION:

Except for the above previously described injuries, the following internal systems were as follows:

Head:

The 1300 gm partially fragmented brain was free of gross neoplastic lesions. Sections of the brain showed a good gray- white demarcation of the cerebrum. The thalamus, the hypothalamus, the basal ganglia, the midbrain, the pons, the medulla and the cerebellum were normally situated.

Neck:

No abnormality was noted in the cervical muscles, laryngeal cartilages, or the trachea. The strap muscles and subcutaneous tissue were free of neoplastic lesions or significant pathologic abnormality.

Body Cavities:

The organs of the thoracic and the abdominal cavities were normally disposed. The thoracic and abdominal musculatures were unremarkable. The ribs, spine and pelvis had no deformities or recent fractures. The pleura, the pericardial and the abdominal cavities contained minimal straw-colored fluid and were free of adhesions.

Cardiovascular System:

The 250 gm heart had a normal configuration and an unremarkable epicardial surface with a moderate amount of epicardial fat. The coronary arteries pursued their usual anatomic course and had no atherosclerotic disease. The myocardium showed no fibrosis or focal lesions. The heart chambers were not dilated. The atrial and the ventricular septae were intact. The myocardium was not hypertrophied. The papillary muscles and chordae tendineae were not thickened. The endocardium and heart valves were not fibrosed. The aorta had no atherosclerosis. The major arteries and great veins showed normal distribution.

Respiratory System:

The larynx and trachea were unremarkable and were clear of debris and foreign material. The pleural surfaces of the lungs were smooth and glistening. There was a slight degree of anthracotic pigmentation outlining the pleural lymphatics. The right and left lungs weighed 330 gm and 470 gm, respectively. The bronchi and pulmonary arteries were patent. The pulmonary arteries were normally developed, patent and without a thrombus or embolus. The bronchi and bronchioles were unremarkable. Serial sections of each lung revealed hemo-aspiration in the parenchyma. No neoplastic lesions were visible or palpable.

Hepatobiliary System:

The 1280 gm liver had a smooth, firm, glistening capsule with sharp margins and an unremarkable parenchymal pattern. There was no evidence of fibrosis, cirrhosis, necrosis, or neoplasm. The gallbladder was unremarkable.

NAME: Brennan, Kyle I.

CASE NUMBER: 5070210

4 of 5

Hemolymphatics:

The 180 gm spleen had smooth surfaces and unremarkable parenchyma. There was no significant lymphadenopathy.

Alimentary System:

The esophagus, stomach, small bowel, and colon appeared unremarkable. The gastric mucosa was free of ulcers or erosions. The stomach contained approximately 50 ml of gray liquid material. There were no lesions palpable in the small and large bowel.

Endocrine System:

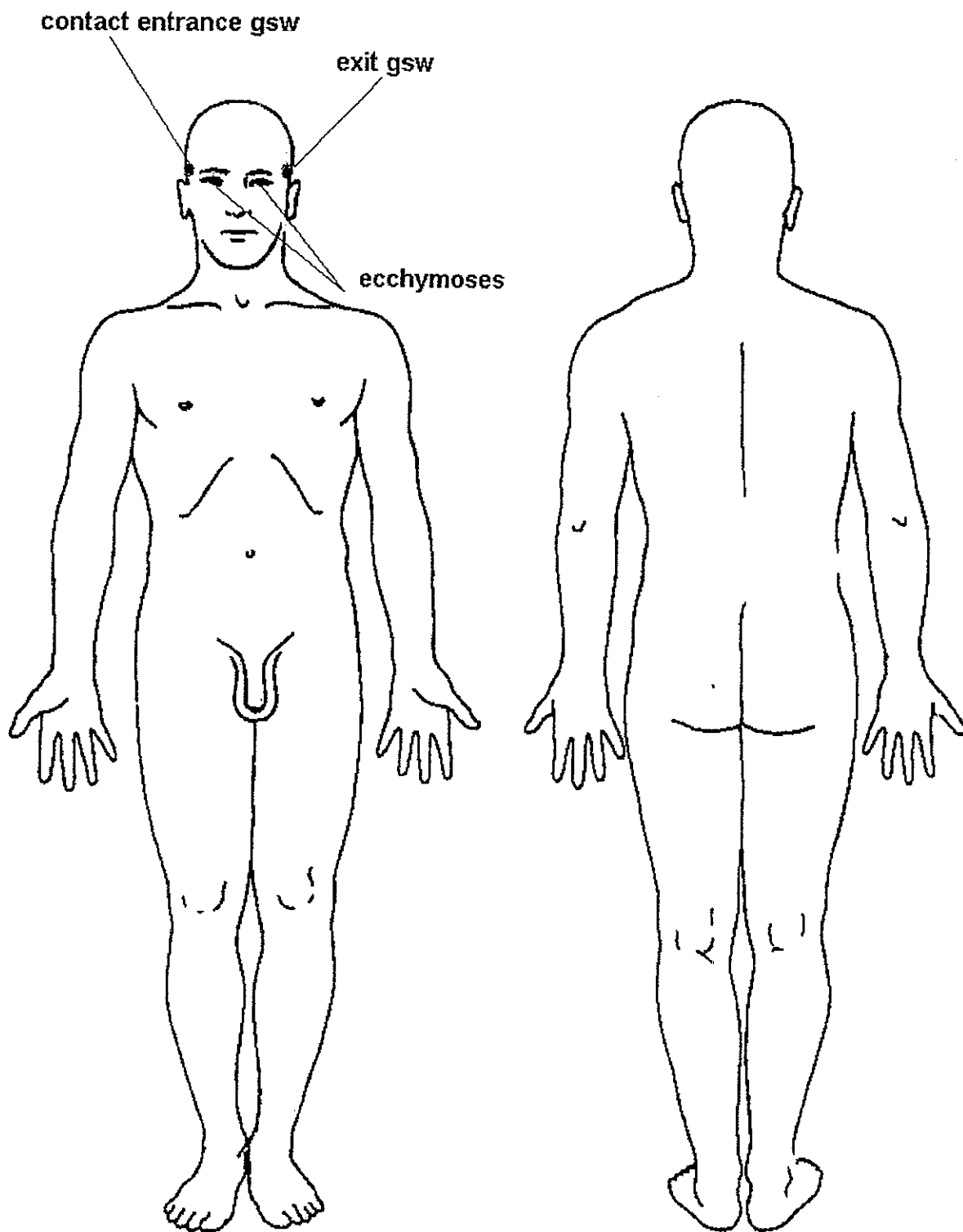
The thyroid gland, the adrenal glands and the pancreas appeared unremarkable. No neoplastic lesions were grossly identified.

Genitourinary System:

The right and left kidneys weighed 130 gm and 120 gm, respectively. Each kidney had smooth cortical surfaces, and unremarkable cortico-medullary regions, calyceal systems and pelves. No calculi, neoplastic lesions or inflammatory process were grossly identified. There were ~400 ml of urine in the urinary bladder.

Musculoskeletal System:

All the muscles and axial skeleton were free of any significant congenital abnormalities.



Pinellas County Forensic Laboratory

10900 Ulmerton Road · Largo Florida · 33778
(727) 582-6810 Fax (727) 582-6822

Results of Laboratory Analysis Toxicology Section

Laboratory Number 07-0001270
Submitting Agency District Six Medical Examiner
Case Agency District Six Medical Examiner
Agency Number 5070210

Date of Report March 7, 2007

Listed Subjects

Brennan, Kyle T


Description of Items Submitted

- Item 1 A Plastic collection tube (sodium fluoride preservative) containing approximately 15 ml of blood (heart).
Item 1 B Large plastic tube (sodium fluoride preservative) containing approximately 32 ml of blood (heart).
Item 2 A Small plastic collection tube (no additives) containing approximately 4 ml of blood (heart).
Item 2 B Small plastic collection tube (no additives) containing approximately 4 ml of blood (heart).
Item 2 C Small plastic collection tube (no additives) containing approximately 2.5 ml of serum (post mortem).
Item 3 Plastic collection tube (sodium fluoride preservative) containing approximately 13 ml of blood (iliac).
Item 4 Large plastic tube (no additives) containing approximately 37 ml of urine.
Item 5 Small plastic collection tube (no additives) containing approximately 3 ml of vitreous fluid.
Item 6 Large plastic tube (no additives) containing approximately 30 ml of gastric contents.
Item 7 Large plastic tube (no additives) containing liver.

Results of Analysis

Screens (Presumptive results only, see Identification and Quantification for confirmations.)

Item 2	Cocaine Metabolites	Negative
Item 2	Opiates	Negative
Item 2	Amphetamines/Methamphetamines	Negative
Item 2	Barbiturates	Negative
Item 2	Benzodiazepines	Negative
Item 2	Methadone	Negative
Item 2	Salicylates	Negative
Item 2	Tricyclic Antidepressants	Negative
Item 2	Acetaminophen	Negative
Item 2	Carisoprodol	Negative
Item 2	Fentanyl	Negative


Robin Neuenschwander
Chief Forensic Toxicologist

Handwritten notes:
m/uf (at)
kw

Pinellas County Forensic Laboratory

10900 Ulmerton Road Largo Florida 33778
(727) 582-6810 Fax (727) 582-6822

Results of Laboratory Analysis
Toxicology Section

Laboratory Number 07-0001270
Submitting Agency District Six Medical Examiner
Case Agency District Six Medical Examiner
Agency Number 5070210

Date of Report March 7, 2007

Listed Subjects

Brennan, Kyle T

Continued.

Item 2	Methamphetamine/MDMA	Negative
Item 2	Propoxyphene	Negative


Identification and Quantification

Item 1	Ethanol	Negative	Quant Limit: 0.010 g/dL
Item 5	Ethanol	Negative	Quant Limit: 0.010 g/dL

Note(s):

Unless other arrangements are made, specimens will be discarded after a minimum two year retention.

****END OF REPORT****


Robin Neuenschwander
Chief Forensic Toxicologist

R